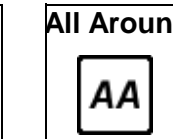
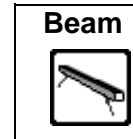
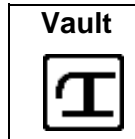


# 2012 British Teams

## Womens Artistic

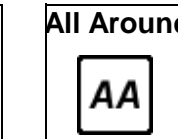
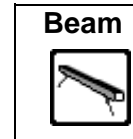
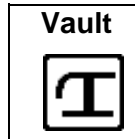


British Teams

No	Name	Club	Team	Comp	D	VT		D	UB		D	BB		D	FX		AA		
54	Rebecca	Tunney	Liverpool	Liverpool	British Teams	5.8	14.750	2	6.2	14.700	1	5.2	13.600	5	5.8	13.500	2	56.550	1
59	Danusia	Francis	Heathrow	Heathrow A	British Teams	5.0	14.000	6	5.2	13.350	4	5.7	14.200	2	5.3	13.550	1	55.100	2
70	Ruby	Harrold	The Academy	The Academy	British Teams	5.8	14.850	1	6.1	14.250	3	5.0	13.500	7	5.3	12.200	22	54.800	3
29	Elissa	Downie	Notts	Notts	British Teams	5.0	14.000	6	5.1	13.350	4	5.2	12.800	15	5.1	13.300	5	53.450	4
72	Imogen	Cairns	The Academy	The Academy	British Teams	5.3	14.200	5	4.4	12.950	9	5.2	12.900	13	5.4	13.350	3	53.400	5
31	Georgina	Hockenhull	Park Wrekin	Park Wrekin A	British Teams	5.0	13.600	16	5.0	13.150	7	5.4	13.650	4	5.2	12.900	9	53.300	6
53	Jennifer	Pinches	Liverpool	Liverpool	British Teams	5.0	13.850	11	5.4	12.500	11	5.8	13.150	9	5.6	13.350	3	52.850	7
52	Abbie	Caig	Liverpool	Liverpool	British Teams	5.0	13.900	8	4.6	12.450	12	5.5	13.600	5	5.3	12.850	10	52.800	8
60	Nicole	Hibbert	Heathrow	Heathrow A	British Teams	5.3	14.500	3	5.5	12.600	10	5.3	13.000	10	4.9	12.600	13	52.700	9
49	Jocelyn	Hunt	Horsham	Horsham	British Teams	5.3	13.800	13	4.9	13.200	6	5.2	13.400	8	5.4	12.100	23	52.500	10
61	Laura	Mitchell	Heathrow	Heathrow A	British Teams	5.0	13.700	15	4.9	13.100	8	4.7	12.500	17	4.7	12.300	18	51.600	11
39	Amy	Tinkler	South Durham	South Durham	British Teams	5.0	13.350	18	4.8	11.950	16	4.8	12.950	12	5.1	12.950	8	51.200	12
64	Kelly	Simm	Dynamo	Dynamo	British Teams	5.0	13.900	8	4.7	11.300	24	5.1	12.850	14	5.1	12.700	11	50.750	13
28	Niamh	Rippin	Notts	Notts	British Teams	5.8	14.300	4	4.2	8.550	48	5.6	13.700	3	5.8	13.300	5	49.850	14
51	Iona	Theobald	Horsham	Horsham	British Teams	4.4	13.150	20	3.5	11.800	20	4.6	12.200	21	4.5	12.350	16	49.500	15
32	Rhyannon	Jones	Park Wrekin	Park Wrekin A	British Teams	4.0	12.600	30	4.2	12.100	14	4.7	11.950	28	4.6	12.250	21	48.900	16
48	Eleanor	Van Dongen	Horsham	Horsham	British Teams	4.0	12.550	32	4.1	12.050	15	4.2	12.350	19	4.5	11.650	31	48.600	17
42	Ellis	O'Reilly	Europa	Europa	British Teams	4.4	13.050	22	3.5	11.650	21	4.6	11.650	40	4.6	12.100	23	48.450	18
27	Katy	Bramley	Notts	Notts	British Teams	5.0	13.250	19	4.6	10.450	29	4.8	11.800	34	4.9	12.350	16	47.850	19
10	Aasha-Ellyce	Kimpton	Heathrow	Heathrow B	British Teams	4.0	12.500	34	4.2	11.850	19	3.9	12.100	23	4.2	11.350	38	47.800	20
24	Stevie	Harrow	Pipers Vale	Pipers Vale	British Teams	4.4	12.650	26	4.5	10.800	26	4.6	12.050	26	4.8	12.300	18	47.800	20
38	Jade	Armstrong	South Durham	South Durham	British Teams	4.4	13.050	22	3.5	10.200	33	4.6	12.050	26	4.7	12.300	18	47.600	22
50	Amy	Middleton	Horsham	Horsham	British Teams	5.0	13.500	17	4.5	11.950	16	4.7	11.600	41	4.4	10.350	48	47.400	23
6	Mollie	Payton	Heathrow	Heathrow B	British Teams	4.4	12.550	32	4.3	11.550	23	4.3	11.100	45	4.5	11.900	25	47.100	24
25	Janae	Duporte-Clarke	Pipers Vale	Pipers Vale	British Teams	4.2	12.450	37	2.6	9.500	39	4.6	11.950	28	4.5	12.500	14	46.400	25
1	Charys	Afflick-Straker	Tolworth	Tolworth	British Teams	4.2	12.650	26	2.3	10.050	35	4.2	11.250	43	4.2	11.800	28	45.750	26
2	Millie	Kennard	Tolworth	Tolworth	British Teams	4.0	11.850	51	3.4	10.550	27	3.9	12.100	23	3.4	11.200	40	45.700	27
18	Ella	Cooper	Park Wrekin	Park Wrekin B	British Teams	4.2	12.400	39	2.6	9.050	44	4.8	12.250	20	4.3	11.850	26	45.550	28
9	Natasha	Fulton	Heathrow	Heathrow B	British Teams	4.0	12.350	41	3.2	9.250	41	4.6	11.700	37	4.0	11.600	33	44.900	29
11	Eva	Nobbs	Wetherby	Wetherby	British Teams	4.4	12.450	37	2.5	10.350	30	3.9	11.150	44	3.0	10.700	46	44.650	30
4	Heba	Serry	Tolworth	Tolworth	British Teams	4.2	12.400	39	1.3	9.250	41	4.1	11.700	37	3.5	11.150	41	44.500	31
23	Chloe	Wood	Pipers Vale	Pipers Vale	British Teams	4.2	12.050	47	3.1	9.500	39	4.3	11.900	31	3.2	10.800	44	44.250	32
22	India	Goodman	Pipers Vale	Pipers Vale	British Teams	4.2	12.650	26	1.9	9.750	37	4.1	11.800	34	3.5	9.950	51	44.150	33
33	Caitlin	Tsang	Park Wrekin	Park Wrekin A	British Teams	4.0	12.500	34	3.9	10.150	34	4.4	9.650	54	4.0	11.450	37	43.750	34
66	Sophie	Barber	Dynamo	Dynamo	British Teams	4.0	11.900	49	1.9	7.250	54	4.1	11.850	33	4.4	11.800	28	42.800	35
26	Rebecca	Downie	Notts	Notts	British Teams	5.3	13.900	8	6.4	14.450	2	5.9	14.400	1	0.0	0.000	55	42.750	36
21	Rebecca	Williamson	Park Wrekin	Park Wrekin B	British Teams	4.2	11.900	49	2.6	8.150	50	4.4	10.000	53	4.1	11.600	33	41.650	37
19	Eshe	Bernard	Park Wrekin	Park Wrekin B	British Teams	4.0	11.850	51	2.9	7.650	52	3.8	10.400	49	4.4	11.350	38	41.250	38
14	Louise	Berry	Wetherby	Wetherby	British Teams	4.2	12.700	25	1.1	8.700	46	3.3	9.500	55	3.4	10.250	49	41.150	39
69	Imogen	Chan	The Academy	The Academy	British Teams	4.4	13.100	21	0.0	0.000	55	5.3	13.000	10	5.0	13.050	7	39.150	40
71	Jasmine	Reed-Yang	The Academy	The Academy	British Teams	5.0	13.750	14	5.4	12.400	13	0.0	0.000	56	4.8	12.700	11	38.850	41
63	Danielle	Wishart	Dynamo	Dynamo	British Teams	5.0	13.850	11	0.0	0.000	55	4.7	11.550	42	4.9	11.500	36	36.900	42
57	Georgina	Clements	Liverpool	Liverpool	British Teams	4.0	12.650	26	0.0	0.000	55	4.6	11.750	36	4.7	12.450	15	36.850	43
40	Emily	Gargan	South Durham	South Durham	British Teams	4.2	12.600	30	3.2	10.500	28	0.0	0.000	56	4.3	11.650	31	34.750	44

# 2012 British Teams

## Womens Artistic



43	Ellen	Lewer	Europa	Europa	British Teams	4.2	11.850	51 =	0.0	0.000	55 =	4.4	10.950	46	4.5	11.850	26 =	34.650	45	
41	Claudia	Barkes	South Durham	South Durham	British Teams	0.0	0.000	55 =	2.6	9.700	38	4.0	12.200	21 =	4.3	11.750	30	33.650	46	
45	Briony	Moir	Europa	Europa	British Teams	0.0	0.000	55 =	2.4	10.300	31 =	3.9	11.900	31 =	3.8	11.100	42	33.300	47	
8	Larissa	Pascua	Heathrow	Heathrow B	British Teams	0.0	0.000	55 =	3.8	9.100	43	4.5	12.100	23 =	4.2	11.600	33 =	32.800	48	
12	Victoria	Lofts	Wetherby	Wetherby	British Teams	4.0	12.200	44	1.1	7.500	53	0.0	0.000	56 =	2.8	9.700	52	29.400	49	
15	Alice	Morbey	Wetherby	Wetherby	British Teams	0.0	0.000	55 =	1.0	8.400	49	3.0	10.200	51	3.3	9.050	54	27.650	50	
65	Laura	Edwards	Dynamo	Dynamo	British Teams	0.0	0.000	55 =	4.9	11.900	18	4.5	12.450	18	0.0	0.000	55 =	24.350	51 =	
73	Lucy	Brett	The Academy	The Academy	British Teams	0.0	0.000	55 =	4.8	11.650	21 =	4.4	12.700	16	0.0	0.000	55 =	24.350	51 =	
44	Atalanta	Saunders	Europa	Europa	British Teams	4.2	12.950	24	3.8	10.300	31 =	0.0	0.000	56 =	0.0	0.000	55 =	23.250	53	
47	Natasha	Baptiste	Europa	Europa	British Teams	4.2	12.350	41 =	0.0	0.000	55 =	0.0	0.000	56 =	4.0	10.800	44 =	23.150	54	
46	Georgia-Mae	Fenton	Europa	Europa	British Teams	0.0	0.000	55 =	3.0	11.000	25	4.1	11.950	28 =	0.0	0.000	55 =	22.950	55	
37	Beth	Donaldson	South Durham	South Durham	British Teams	4.0	12.350	41 =	0.0	0.000	55 =	4.3	10.300	50	0.0	0.000	55 =	22.650	56 =	
16	Jessica	Atkinson	Park Wrekin	Park Wrekin B	British Teams	4.2	12.500	34 =	0.0	0.000	55 =	0.0	0.000	56 =	4.0	10.150	50	22.650	56 =	
35	Charlotte	Rumsey	Park Wrekin	Park Wrekin A	British Teams	0.0	0.000	55 =	0.0	0.000	55 =	4.7	11.700	37 =	4.4	10.900	43	22.600	58	
5	Xayla-rae	Alberts	Tolworth	Tolworth	British Teams	4.0	12.100	45 =	0.0	0.000	55 =	0.0	0.000	56 =	3.1	9.450	53	21.550	59	
13	Ellie	Boulton	Wetherby	Wetherby	British Teams	3.4	10.850	54	0.0	0.000	55 =	2.6	10.100	52	0.0	0.000	55 =	20.950	60	
3	Emmeline	Anghileri	Tolworth	Tolworth	British Teams	0.0	0.000	55 =	1.2	8.150	50 =	2.8	10.650	47	0.0	0.000	55 =	18.800	61	
7	Isa	Gibbs	Heathrow	Heathrow B	British Teams	4.0	12.100	45 =	0.0	0.000	55 =	0.0	0.000	56 =	0.0	0.000	55 =	12.100	62	
67	Chloe	Brebner	Dynamo	Dynamo	British Teams	4.0	12.000	48	0.0	0.000	55 =	0.0	0.000	56 =	0.0	0.000	55 =	12.000	63	
30	Megan	Coates	Notts	Notts	British Teams	0.0	0.000	55 =	0.0	0.000	55 =	0.0	0.000	56 =	4.0	10.550	47	10.550	64	
20	Alice	Arnold	Park Wrekin	Park Wrekin B	British Teams	0.0	0.000	55 =	0.0	0.000	55 =	3.1	10.500	48	0.0	0.000	55 =	10.500	65	
36	Bethany	Lavelle	Park Wrekin	Park Wrekin A	British Teams	0.0	0.000	55 =	3.5	9.900	36	0.0	0.000	56 =	0.0	0.000	55 =	9.900	66	
68	Casey	Spry	Dynamo	Dynamo	British Teams	0.0	0.000	55 =	1.6	8.850	45	0.0	0.000	56 =	0.0	0.000	55 =	8.850	67	
17	Imogen	Smith	Park Wrekin	Park Wrekin B	British Teams	0.0	0.000	55 =	2.5	8.600	47	0.0	0.000	56 =	0.0	0.000	55 =	8.600	68	

Trialist

No	Name	Club	Team	Comp	D	VT		D	UB		D	BB		D	FX		AA		
75	Marissa	King	Huntingdon	Trialist	5.5	14.600	1	0.0	0.000	1	4.9	12.650	1	5.3	13.150	1	40.400	1	